


How To Tell if Your SharpStone® is authentic.

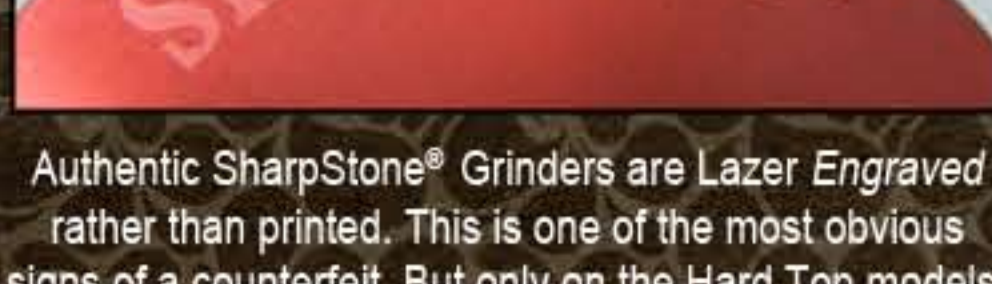
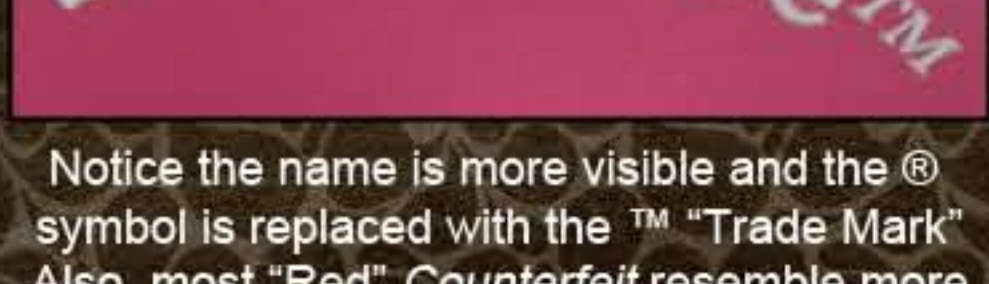
Counterfeit

Authentic



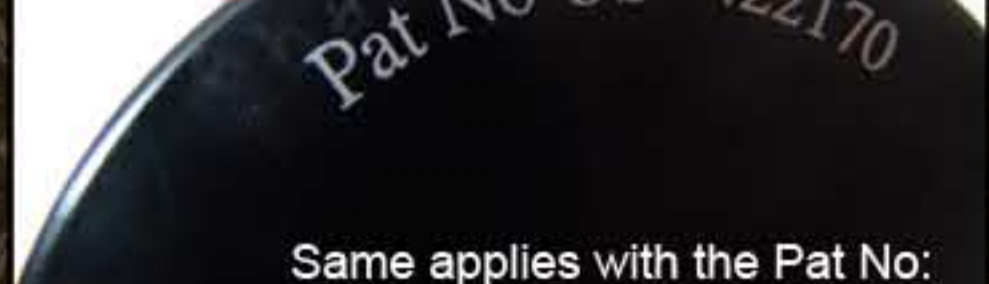
Counterfeit

Authentic



Notice the name is more visible and the ® symbol is replaced with the ™ "Trade Mark". Also, most "Red" Counterfeit resemble more of a pinkish hue, than a true Red/Burgandy.

Authentic SharpStone® Grinders are Lazer Engraved rather than printed. This is one of the most obvious signs of a counterfeit. But only on the Hard Top models. Another dead giveaway is that every authentic SharpStone® is labeled with the ® symbol.



Take note of the faded "SharpStone" text.

Patent No US 7422170 is also Lazer Engraved.

Same applies with the Pat No: Text is printed, not Lazer Engraved.

Another difference is the screen and scraper placement. The screen on a counterfeit SharpStone is much looser than an authentic grinder. Also, if you notice the placement of the pollen scraper, most counterfeits will place the scraper on the bottom stage of the grinder. Authentic SharpStone grinders always place the scraper in the middle chamber on the screen.

Take note of the scraper placement and the quality of screen. The micron mesh screen is much finer and is superior for catching only the finest of pollen. Also note that SharpStone Herb Grinders will almost always have the scraper located on top of the screen in the middle chamber upon purchase. Only the small 1.5" SharpStone® grinders will have the scraper located in the bottom.



Notice the holes on the counterfeit. They are not perfectly circular and have an awkward triangle-like shape to them. Also the grip on the top part of the grinder is obviously not the same as that of a SharpStone®. Some counterfeits don't have a grip texture at all.

Authentic SharpStones are manufactured with more precision and quality, producing perfectly round drop holes and razor sharp grinding blades. Also notice how there are fewer grooves created from the CNC process for a smooth finish.



Counterfeit handcrank SharpStones typically have a manufacture defect on the crank, sometimes causes injury to fingers while working the crank.



Notice the difference between the center magnetic grinding stems and the quality of the teeth in general.



THESE COLORS DO NOT EXIST.

Note the authentic green color.

Note the authentic blue color.



Look at the obvious difference in height.

The screw on top of the hand crank grinder has threads on the inside, not the outside like the fake on the right.



Most counterfeit grinders will come in a black box, in no box at all, or in a black velvet carrying pouch.

All SharpStone® Grinders will come in a brown, 2-ply cardboard box with a blue denim style carrying pouch.



Please take note of the TM on this Authentic SharpStone® Pollen Press. Though mentioned before that all authentic grinders/presses will come with a ® logo; SharpStone® did not receive the full copyright trademark until a couple of years ago. So there is the possibility an older SharpStone® might still have the old trademark logo.

On the authentic SharpStone® Pollen Press there are no gaps whatsoever, while on the counterfeit there is an obvious gap. Not to mention the finish on the SharpStone® Pollen Press is much smoother and of much higher quality. The authentic press will also always have the name Lazer Engraved on one end of caps. The spacers in the SharpStone® pollen press will also always be solid aluminum.